

INTERNATIONAL STUDENTS IN CANADA

During the past decade, the international student population in Canadian rose from **66,000** to **124,000**, an **88 per cent** increase. The comparable growth rate for local students rose by just **22 per cent**.

NUMBER OF INTERNATIONAL STUDENTS IN CANADIAN UNIVERSITIES DURING THE LAST DECADE BY YEAR

YEAR	PERCENTAGE OF INTERNATIONAL STUDENTS	NUMBER OF INTERNATIONAL STUDENTS
2004-2005	7.4	65,934
2005-2006	7.7	69,864
2006-2007	7.5	69,816
2007-2008	7.7	71,841
2008-2009	7.8	74,685
2009-2010	8.2	84,351
2010-2011	8.7	92,016
2011-2012	9.4	102,615
2012-2013	10.1	112,767
2013-2014	11.0	123,840



CANADA'S RANK AS COMPARED WITH OTHER OECD COUNTRIES FOR 2012-2013

COUNTRY	BACHELOR'S LEVEL (%)	MASTER'S LEVEL (%)	DOCTORAL LEVEL (%)
OECD average	6	14	24
Australia	14	38	33
United Kingdom	13	36	41
New Zealand	13	20	43
Canada	8	16	27
Ireland	6	10	25
United States	3	8	32

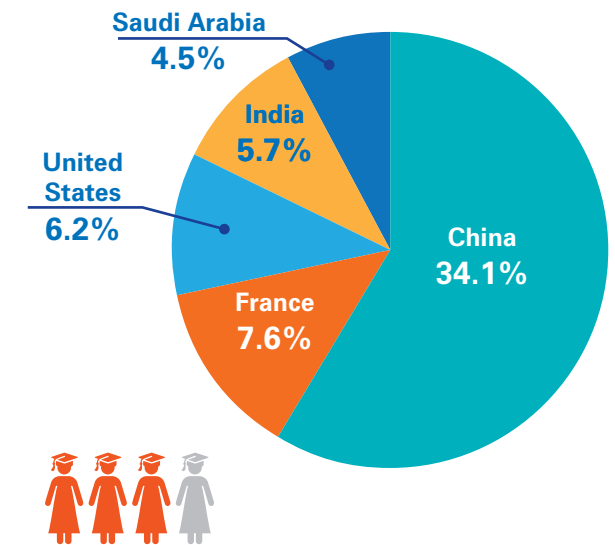
INTERNATIONAL UNIVERSITY STUDENTS BY PROVINCE

PROVINCE OF STUDY	INTERNATIONAL STUDENTS 2004-2005 (%)	INTERNATIONAL STUDENTS 2013-2014 (%)
Canada	7.4	11.0
B.C.	10.9	17.6
N.B.	10.8	16.0
N.S.	9.3	15.3
P.E.I.	5.7	11.8
Sask.	6.6	11.2
Que.	8.2	11.0
N.L.	4.4	10.7
Man.	7.0	10.0
Alta.	6.0	9.7
Ont.	6.4	8.9

WHERE DID THEY COME FROM?

REGION OF ORIGIN	2004-2005 (%) INTERNATIONAL	2013-2014 (%) INTERNATIONAL
Asia	55.2	62.9
Americas	19.4	11.8
Europe	11.9	12.9
Africa	10.8	11.1
Not reported	2.3	0.9
Oceania	0.5	0.4

THE TOP 5 SOURCE COUNTRIES OF INTERNATIONAL STUDENTS IN CANADA




REVENUE CONTRIBUTION TO CANADA IN 2014 BY ALL INTERNATIONAL STUDENTS

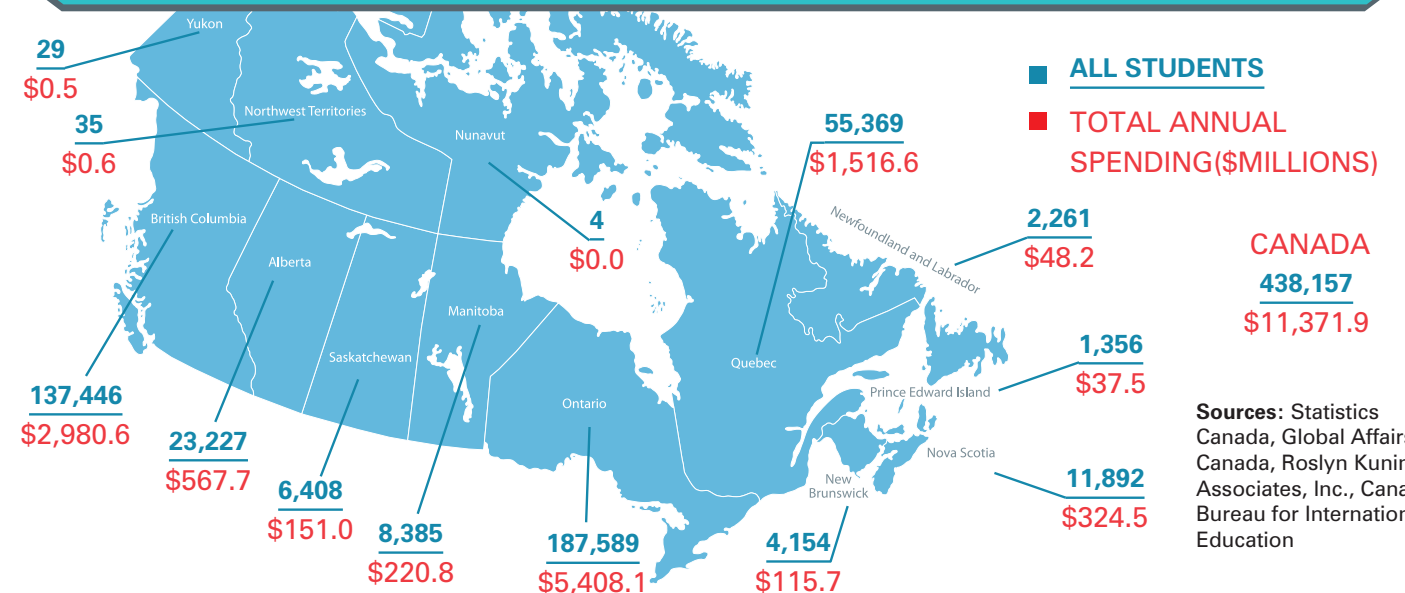
It is estimated that in 2014, international students in Canada (438,157) spent around **\$11.3 billion** on tuition, accommodation, and discretionary spending. This translates to **\$9.3 billion** in GDP contribution to the Canadian economy, and the creation of **122,700 jobs**.



THE TOP 5 FIELDS OF STUDY FOR INTERNATIONAL STUDENTS IN CANADIAN UNIVERSITIES DECADE BY YEAR



NUMBER OF INTERNATIONAL STUDENTS AND TOTAL ANNUAL SPENDING IN CANADA, BY PROVINCE AND TERRITORY (\$MILLION)



Sources: Statistics Canada, Global Affairs Canada, Roslyn Kunin & Associates, Inc., Canadian Bureau for International Education